



New York Thoroughbred Breeders, Inc. 2015 Breeding & Racing Statistics

March 10, 2016

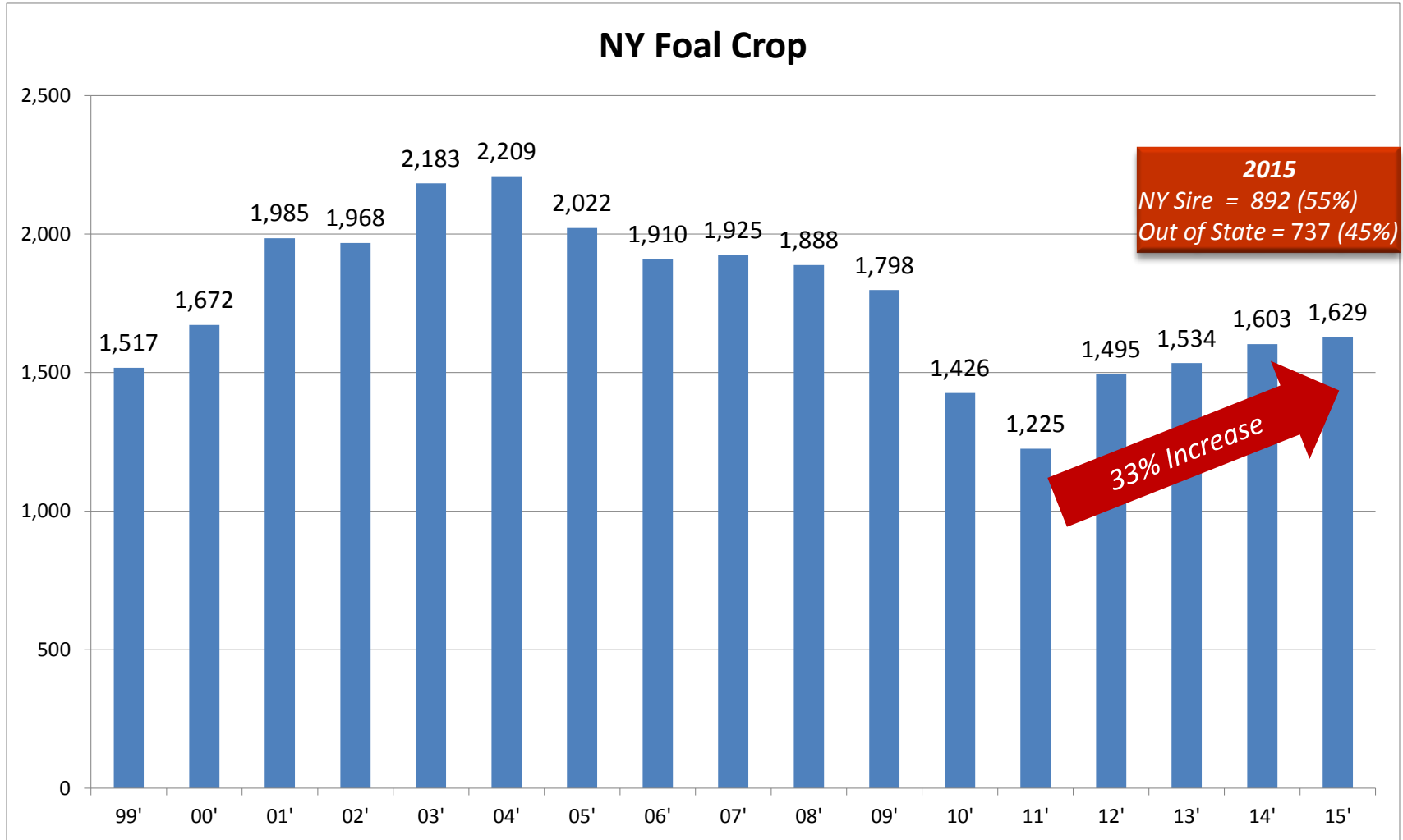
By Jeff Cannizzo, Executive Director

New York Thoroughbred Breeders, Inc.



Breeding Trends

**Reported by the NYS Thoroughbred Breeding & Development Fund*



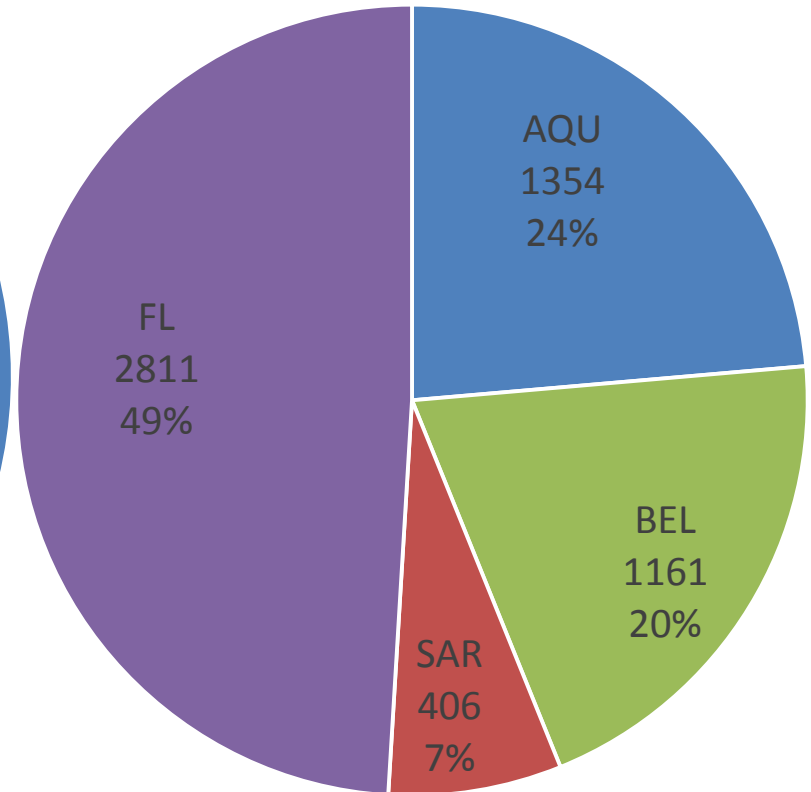
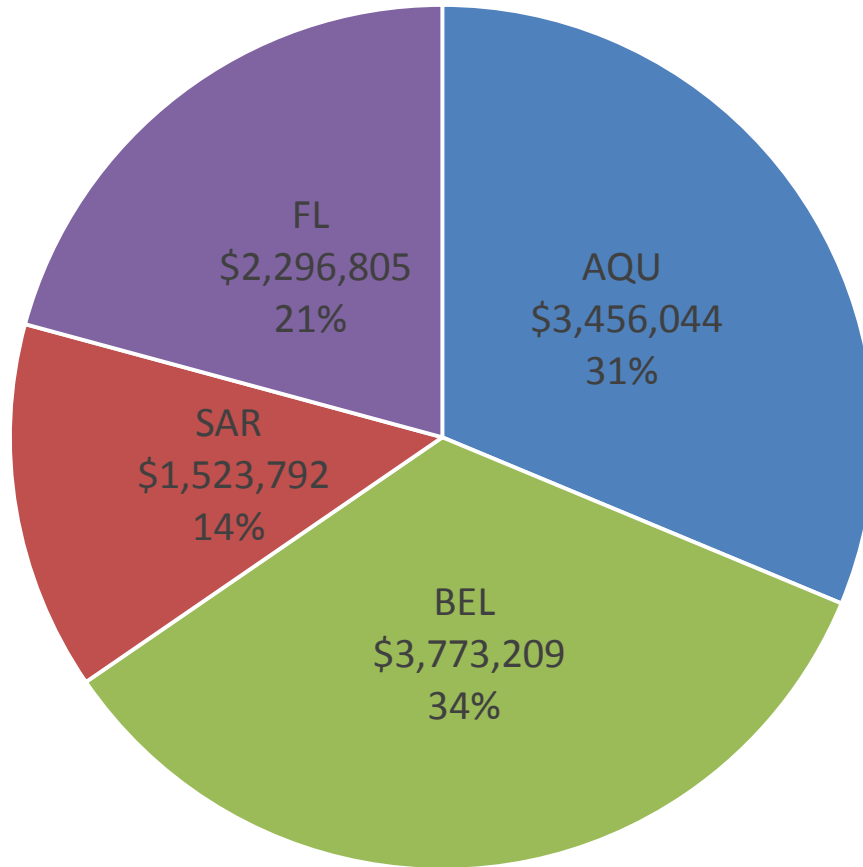


2015 Breeder's Awards: by Racetrack

**Reported by the NYS Breeding & Development Fund*

\$ of Awards

of Awards



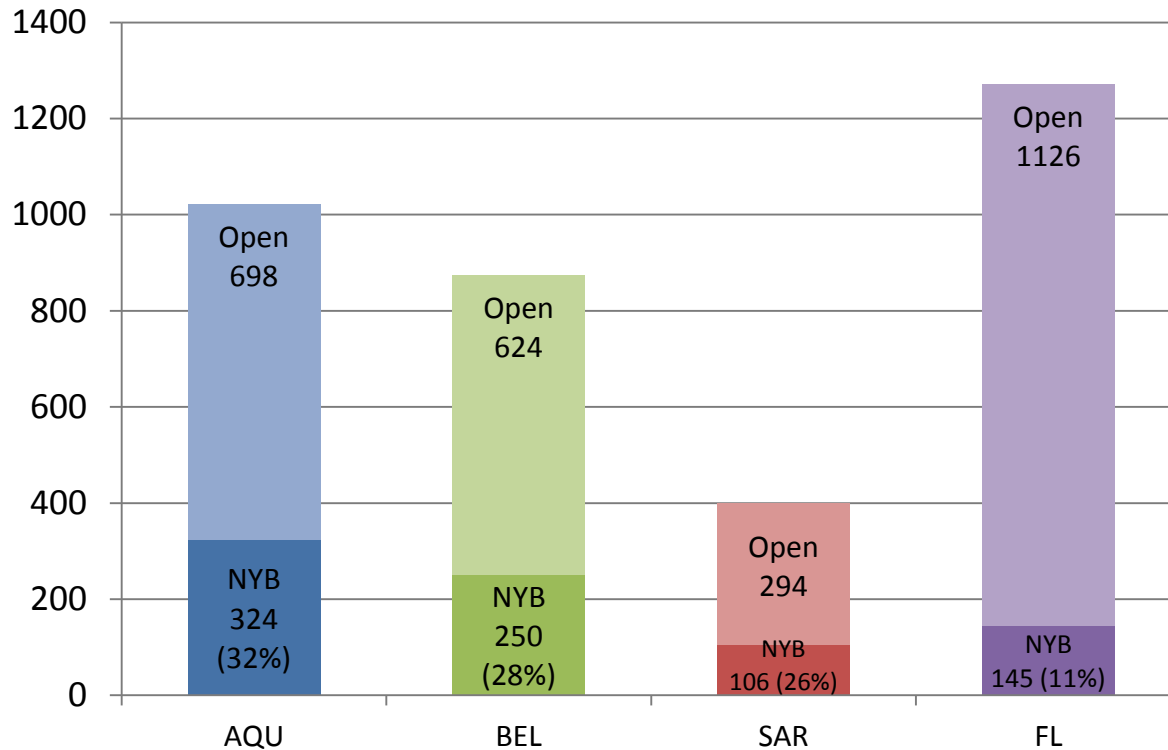
Aqueduct and Belmont races generate 65% of the Breeder's award money earned. The largest quantity of Breeder's awards is generated by Finger Lakes races, 49%.



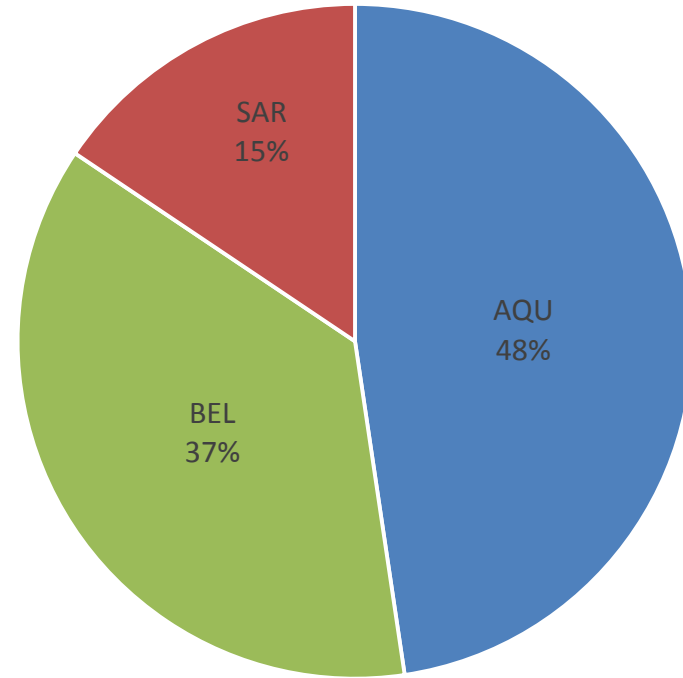
2015 Races in New York by Track

**Data reported by The Jockey Club*

Total # of Races (Open vs. NY-Bred)



% of NY-Bred Races at NYRA



**32% of Aqueduct's races are restricted to state-breds.
Aqueduct accounts for 48% of all the state-bred races at NYRA.**



State-Bred Racing Statistics

**Data reported by The Jockey Club*

NYRA	2009	2010	2011	2012	2013	2014	2015
# NYB Races	708	700	584	627	640	680	680
Restricted Purses	\$28.8M	\$25.9M	\$24M	\$34.6M	\$40.1M	\$40.6M	\$40.9M

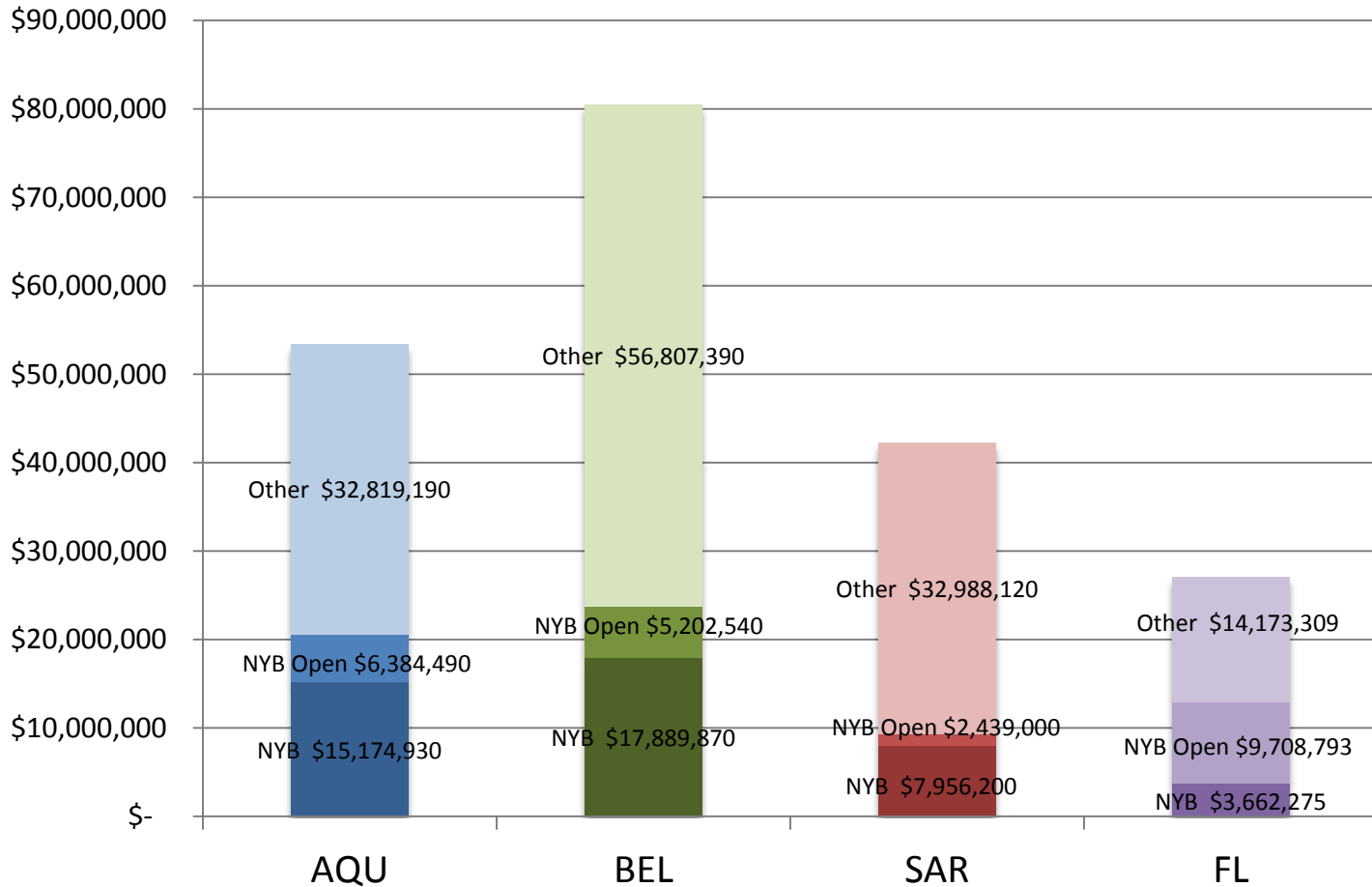
Finger Lakes	2009	2010	2011	2012	2013	2014	2015
# NYB Races	202	179	142	186	160	145	145
Restricted Purses	\$5.4M	\$4.6M	\$3.4M	\$4.6M	\$4.4M	\$3.8M	\$3.6M

TOTALS	2009	2010	2011	2012	2013	2014	2015
# NYB Races	910	879	726	813	800	825	825
Restricted Purses	\$34.2M	\$30.5M	\$27M	\$39.2M	\$44.5M	\$44.4M	\$44.5M



2015 New York Purses

**Data reported by The Jockey Club*

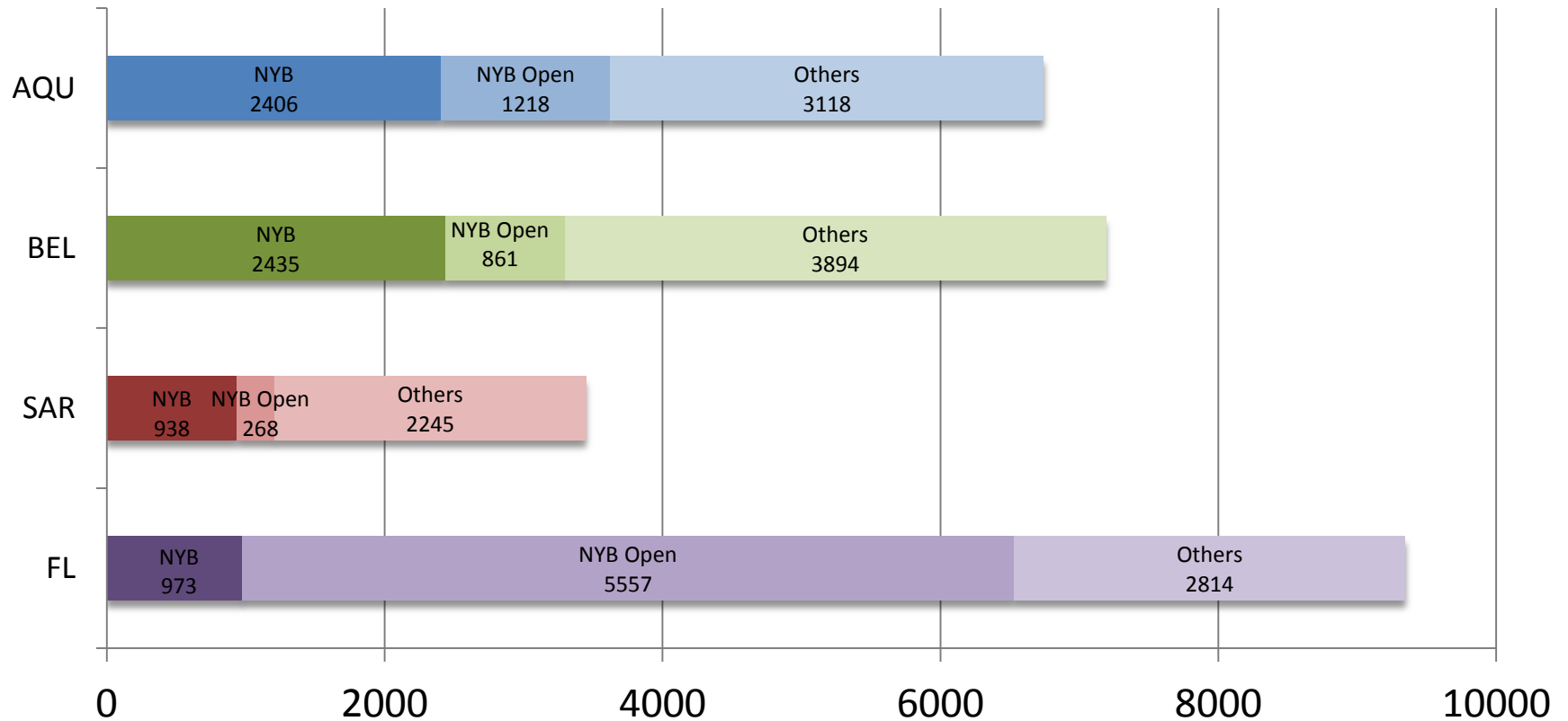


NY-breds earn 44% of total purse money at Aqueduct, 32% at Belmont, 23% at Saratoga and 73% at Finger Lakes.



2015 Starts by Track


**Data reported by The Jockey Club*



NY-breds account for 55% of all starts at New York State racetracks. 54% at Aqueduct, 46% at Belmont, 35% at Saratoga and 70% at Finger Lakes.



NY-Bred Yearling Sales

	2015 (Change from 2013)	2014 (Change from 2013)	2013 (Change from 2012)	2012 (Change from 2011)	2011 (Change from 2010)	2010
No. Sold	487 (-7.2%)	525 (-2%)	534 (+47%)	364 (+2%)	358 (-7%)	385
Total Sales	\$28,777,800 (+9.5%)	\$26,285,700 (-6%)	\$27,924,200 (+82%)	\$15,313,800 (+14%)	\$13,473,500 (+35%)	\$9,956,500
 189% Increase						
Average	\$59,086 (+18%)	\$50,068 (-4%)	\$52,293 (+24%)	\$42,071 (+12%)	\$37,635 (+46%)	\$25,861
Median	\$30,000 (0%)	\$30,000 (0%)	\$30,000 (+20%)	\$25,000 (+25%)	\$20,000 (+67%)	\$12,000
Top Seller	\$800,000	\$700,000	\$450,000	\$450,000	\$500,000	\$325,000
# \$100K and over	89	79	83	36	38	19



2014 & 2015 NY-Bred Accomplishments

- Two Eclipse Award Winners
- One Breeders Cup Winner
- NY-breds won 33 graded stakes races, including seven G1 races
- NY-breds earned more than \$90 million worldwide in 2015
- Eleven NY-breds reached the million dollar mark in earnings
- Twenty Four new Thoroughbred farms opened in the state